



Visit : nps.kfintech.com

Subscriber can shift the PRAN from existing POP to other Target POP.

Path : Service Request ->Subscriber Shifting-> select Shifting Type as POP shifting.

Click on Get details. Existing POP details will be displayed

 KFINTeCH
NATIONAL PENSION SYSTEM

 Welcome **Gaurav Kalidas Sutar**

Dashboard

Transaction

Statement

Views

Service Request

Direct Remittance

Grievance

Exit/Withdrawal

Update Address Details

Update Bank Details

Update Contact Details

Update Nominee Details

Re-Issue PRAN

PAN Update

FATCA

Error Rectification Module Request

Error Rectification Module Status View

Subscriber Shifting

PRAN

40005

Full Name

Gaurav Kalidas Sutar

Shifting Type

POP Shifting

Get Details

Existing Nodal Office Details:

Sector:

All Citizens

POP SP Reg No:

1006592

POP SP Reg Name:

AXIS BANK


Target CRA:

Select Target POP from the list available in POPSP name and click on Generate OTP.

Grievance

Exit/Withdrawal

Existing Nodal Office Details:

Sector:	POP SP Reg No:	POP SP Reg Name:	Target CRA:
All Citizens Model	1006592	 BANK	

Target Nodal Office Details:

Enter POP SP Name *	POP SP Reg No *
 BANK	1010677

Note: Please [Click here](#) for POP and POP-SP details

To continue, please generate OTP. The OTP will be triggered to your registered Mobile Number and Email ID.

Generate OTP

Enter OTP and click on continue to submit the request.

POP Shifting will be completed once, POP Shifting request is Authorised by Target POP.

Target Nodal Office Details:

Enter POP SP Name *

██████ BANK

POP SP Reg No *

101 ██████

Enter OTP *

887091

Note: Please [Click here](#) for POP and POP-SP details

To continue, please generate OTP. The OTP will be triggered to your registered Mobile Number and Email ID.

Regenerate OTP

Continue